












2009 320EC Spare Parts List

| Service Class | Part Number | Description |
|---|-------------|---|
| Electrical & Lighting | | |
|  | 20200255 | 10 Watt Halogen Bulb (Imtra) |
| | 20200255 | 10 Watt Halogen Bulb (Imtra) |
|  | 20190123 | 12VDC Outlet for Downriggers |
|  | 20170274 | 12VDC Outlet for Lighter Plug |
|  | 20190139 | 12VDC Receptacle Mounting Plate |
|  | 20190138 | 12VDC Receptacle Plug Troll MTR, Plug Bulk |
|  | 20170893 | 30A 125V Easy Lock Inlet SS Shore Power w/Enclosure |
|  | 20190360 | 320EC AC Panel Assy (110V/60HZ) |
| | 20190273 | 320EC Electrical Distribution Panel |
|  | 20300283 | 320EC Gauge Panel - Port |
|  | 20300276 | 320EC Gauge Panel - Stbd (Yamaha/Suz) |

These parts should be installed by a certified World Cat dealer. Installation by a non-authorized 3rd party may result in improper performance and create safety concerns. Please contact your local, authorized, World Cat dealer to buy these parts at the same price.

Price and availability subject to change.

| Service Class | Part Number | Description |
|---|-------------|--|
|  | 26500001 | AC/DC Refrigerator (w/ black panel) |
|  | 20170902 | Accessory Switch Assy |
|  | W7013318 | Attwood LED Bow Light (Strb Side No Plug) |
|  | W7013317 | Attwood LED Bow Light (Port Side No Plug) |
|  | 20200297 | Attwood LED Mast Light (24") - S/S Base |
|  | 20170258 | Battery Mgmt Panel (WCC-270/320 Cabins) Mount Switches |
|  | 20150379 | Battery Tray (Group 31) - Narrow Width - S/S Rods |
|  | 20150379 | Battery Tray (Group 31) - Narrow Width - S/S Rods |
|  | 20170277 | BEP Negative Buss Bar HD (300A/4-Pole) |
|  | 20190177 | BEP Positive Stud |
|  | 20170293 | Boot Covers for Toggle switches |

These parts should be installed by a certified World Cat dealer. Installation by a non-authorized 3rd party may result in improper performance and create safety concerns. Please contact your local, authorized, World Cat dealer to buy these parts at the same price.

Price and availability subject to change.

| Service Class | Part Number | Description |
|---|-------------|---|
|  | 20170220 | Cabin Light |
|  | 20170895 | CATV Cordset |
|  | 20170892 | CATV Inlet EZ Lok SS |
|  | **20171449 | Clarion Remote Harness Extension (35') |
|  | **20170945 | Clarion Stereo (CMD6) |
|  | **20171439 | Clarion Stereo Jumper Harness (MA-WH4) |
|  | **20170946 | Clarion Stereo Remote (MW1) |
|  | **20170948 | Clarion Stereo Speakers (CMQ1620R) - 6.5" Coax (Black/Silver) |
|  | 90440441 | CmdLink 6' Pigtail Bus |
|  | **20173416 | Coastal Plus Wiper Motor 2 1/2" Shaft |
|  | 20150884 | Cover for Battery Management Panels |












These parts should be installed by a certified World Cat dealer. Installation by a non-authorized 3rd party may result in improper performance and create safety concerns. Please contact your local, authorized, World Cat dealer to buy these parts at the same price.

Price and availability subject to change.

| Service Class | Part Number | Description |
|---|-------------|---|
|  | **20151493 | Day/Night (3" Rnd) White - w/Battery Backup Solar Mini-Vent |
|  | 20170335 | Deka Battery (Group 31/Std)-House (DP31DT) |
|  | 20170335 | Deka Battery (Group 31/Std)-House (DP31DT) |
|  | 20170360 | Dual Direction Ctrl 12V (PM) |
|  | 26500300 | Electric Cooktop Stove - 320EC (110V/60HZ) |
|  | 20170941 | F Right Angle 90 Degree 2.5GHz Adapter RG6 Audio Connector |
|  | 90440447 | Faria Water Gauge (Generator) |
|  | W7010019 | Fischer Panda Remote Control Panel |
|  | 20170361 | Guarded Rocker Switch |
|  | 20170372 | Hardtop Fuse Block |
|  | 20200251 | Hardtop Overhead Light 320EC (Reno) |











These parts should be installed by a certified World Cat dealer. Installation by a non-authorized 3rd party may result in improper performance and create safety concerns. Please contact your local, authorized, World Cat dealer to buy these parts at the same price.

Price and availability subject to change.

| Service Class | Part Number | Description |
|--|-------------|-----------------------------|
|  | 20160464 | LCD Flush Mounting Brkt |
| | 20200283 | LED Bow Lights (PR) |
|  | | |
|  | 20200272 | LED Cockpit Light |
|  | 20200274 | LED Cockpit Light Trim Ring |
|  | 20200274 | LED Cockpit Light Trim Ring |
|  | **20200341 | Led Day/Night Dome Light |
|  | 20200273 | LED Livewell Light - Red |
|  | 20200273 | LED Livewell Light - Red |
|  | **20200291 | LED Overhead Light (2.75") |
|  | **20200291 | LED Overhead Light (2.75") |
|  | **20200292 | LED Overhead Light (4") |












These parts should be installed by a certified World Cat dealer. Installation by a non-authorized 3rd party may result in improper erformance and create safety concerns. Please contact your local, authorized, World Cat dealer to buy these parts at the same price.

Price and availability subject to change.

| Service Class | Part Number | Description |
|--|-------------|--|
|  | **20200301 | LED Reading Light |
|  | 20170371 | Lewmar ProFish 700 Windlass - Freefall |
|  | 20170874 | Lewmar Windlass Up/Down Foot Switches (Black) |
|  | 20170219 | Livewell Light (Screw Down) |
|  | 20170882 | Livewell Switch Bezel |
|  | 26500422 | Microwave-Current Model .6 CU (Black or Stainless) |
|  | 20170341 | OBS-400Watt Inverter 12 Volt |
|  | 20200286 | Pole Light Base, Black SS w/ Locking Collar (2-Pin Light) |
|  | **20200286 | Pole Light Base, Black SS w/ Locking Collar (2-Pin Light) |
|  | 20170925 | ProSafe Galvanic Isolator (60A) |
| | **20173426 | ProSport 20+ 20-Amp Waterproof Charger (50/60Hz 90-135VAC) |





These parts should be installed by a certified World Cat dealer. Installation by a non-authorized 3rd party may result in improper performance and create safety concerns. Please contact your local, authorized, World Cat dealer to buy these parts at the same price.

Price and availability subject to change.

| Service Class | Part Number | Description |
|---|-------------|---|
|  | 20170943 | Ritchie Compass (Large Profile) |
|  | 20170913 | Ritchie Compass (Small Profile) |
|  | 20200245 | Rope Lighting |
|  | 20170894 | Shore Power Cord - 50' |
|  | 20170914 | Sirius 35' Antenna Cable (RG58 Grade) |
|  | **20171445 | Sirius Satellite Antenna (Small Profile w/ Surfacemount Base) |
|  | 20170936 | Skyworth 15.6" AC/DC 720p LCD TV/DVD Combo |
|  | **20173431 | Sony 44UA20 AM/FM Antenna w/ Amp |
|  | 20200237 | Spreader Light (White enclosure) |
|  | 90440498 | Suzuki 25' Extension (Digital) |
|  | W7010034 | Tankwatch Panel for 320EC Holding Tank (Dometic) |





These parts should be installed by a certified World Cat dealer. Installation by a non-authorized 3rd party may result in improper performance and create safety concerns. Please contact your local, authorized, World Cat dealer to buy these parts at the same price.

Price and availability subject to change.

| Service Class | Part Number | Description |
|---|-------------|---|
|  | 20170248 | Toggle Switch (3-Position) |
|  | 20150406 | Underwater Light (Blue LED) |
|  | 20170875 | U-Water Light Switch Bezel |
| | **20200358 | Vimar 2M Faceplate (Chrome) |
|  | **20200359 | Vimar 3M Faceplate (Chrome) |
|  | **20200361 | Vimar Mounting Frame 2M |
| | **20200360 | Vimar Mounting Frame 3M |
|  | **20200356 | Vimar On - Off Switch |
|  | 26500252 | Weatherproof Cover Plate |
|  | 20170871 | Windlass Breaker 50A |
| | 20190316 | Windlass Hot Lead 4AWG (1/4 -3/8) 1' (CUSTOM) |
|  | | |

These parts should be installed by a certified World Cat dealer. Installation by a non-authorized 3rd party may result in improper performance and create safety concerns. Please contact your local, authorized, World Cat dealer to buy these parts at the same price.

Price and availability subject to change.

| Service Class | Part Number | Description |
|---|-------------|--------------------------------------|
|  | 20170314 | Wiper Blade (22") - 32EC |
|  | 20170911 | Wiper Controls Backing Plate |
|  | 20170880 | Wiper Fluid Reservoir (4 liter) |
|  | 90440525 | Yamaha F250/F350 Main Engine Harness |

Fiberglass



**20130006 Laminated Anchor Locker Lid (230SF,250SF/DC,290,320)



**26000219 Laminated Fishbox Lid Only (320EC)



**26000299 Laminated Generator Access Lid: 320EC



**26000217 Laminated Seatbox Lid-Port (320EC)



**26000218 Laminated Seatbox Lid-Stbd (320EC)

Fuel System













20160511 1 1/2" Diesel Fill



20160509 1 1/2" Gas Fill

These parts should be installed by a certified World Cat dealer. Installation by a non-authorized 3rd party may result in improper performance and create safety concerns. Please contact your local, authorized, World Cat dealer to buy these parts at the same price.

Price and availability subject to change.

| Service Class | Part Number | Description |
|---|-------------|-------------------------------------|
|  | 20160328 | 1/4 PT X 3/8 HB, Brass 90 deg. |
| | 20160328 | 1/4 PT X 3/8 HB, Brass 90 deg. |
|  | 20180013 | 1/4 PT X 3/8 HB, Brass, 32-012 |
|  | 20160334 | 1/4" Male PT x 5/16" HB |
|  | 20160340 | AL 130GA Gas Tank Strap |
|  | 20220029 | Diesel Generator Tank 10 Gal (EC's) |
|  | 90440446 | Faria Fuel Gauge (Generator) |
|  | 20140102 | Fuel Hose 1 1/2" (50'/RL) |
|  | 20140102 | Fuel Hose 1 1/2" (50'/RL) |
|  | 20140103 | Fuel Hose 3/8" (250'/RL) |
|  | 20140104 | Fuel Hose 5/8" (250'/RL) |

These parts should be installed by a certified World Cat dealer. Installation by a non-authorized 3rd party may result in improper performance and create safety concerns. Please contact your local, authorized, World Cat dealer to buy these parts at the same price.

Price and availability subject to change.

| Service Class | Part Number | Description |
|---------------|-------------|-------------|
|---------------|-------------|-------------|



20140104 Fuel Hose 5/8" (250'/RL)



20160504 Fuel Tank Vent 90 deg - Flush Mount 5/8"

20160504 Fuel Tank Vent 90 deg - Flush Mount 5/8"



20220030 Gas Tank 130 Gal



**90441543 Yamaha Fuel Filter/Water Separator

Gel coat

20040067 Gel Ext Ashland "Carolina Blue" (552532)

20040067 Gel Ext Ashland "Carolina Blue" (552532)

20040062 Gel Ext Ashland "Ruby Red" (RAL-3004) (588944)

20040060 Gel Ext Ashland "Sapphire Blue" (RAL-5003) (581530)

20040037 Gel Ext Ashland "World Cat Exterior" (164922)

20040037 Gel Ext Ashland "World Cat Exterior" (164922)

Graphic & Logos

These parts should be installed by a certified World Cat dealer. Installation by a non-authorized 3rd party may result in improper performance and create safety concerns. Please contact your local, authorized, World Cat dealer to buy these parts at the same price.

Price and availability subject to change.

| Service Class | Part Number | Description |
|--|-------------|--|
|  | 20150199 | Decal- Boot Stripe (Die Cut Pattern) |
| | 20690222 | Decals for Graphic Package (All models available) |
| | 20690318 | Decal-Stripping for Boot Stripe Option |
| | 20690342 | Model Designator - 320EC (2008) |
| | 20600229 | NMMA Yacht Plate (World Cat) |
| | 20690345 | Vectorflo Graphic |
| | 60690302 | Warning Label - Prop Helm |
| | 60690301 | Warning Label - Prop Transom |
| | 20150036 | WCC Main Decal Strip Roll |
| | 20690331 | World Cat "S/S" Hullside Logo (Chrome 3.15" x 26") |
| Hardware- Deck | 20160486 | 1 1/2" Painted Cap |






These parts should be installed by a certified World Cat dealer. Installation by a non-authorized 3rd party may result in improper enforcement and create safety concerns. Please contact your local, authorized, World Cat dealer to buy these parts at the same price.

Price and availability subject to change.

| Service Class | Part Number | Description |
|---|-------------|---|
|  | 20150232 | 12" Handrail W/ Studs, S/S Part |
|  | 20150232 | 12" Handrail W/ Studs, S/S Part |
|  | W7013301 | 12" Screen for Circular Hatch |
|  | W7013301 | 12" Screen for Circular Hatch |
|  | W7013302 | 12" Trim Ring for Circular Hatch |
|  | W7013302 | 12" Trim Ring for Circular Hatch |
|  | W7013300 | 20" Trim Ring for Taylor Made Hatch |
|  | 20700279 | 24" Folddown Stern Seat Frame (290's/320EC) |
|  | 20160516 | 290EC/320EC Shower Sump Grate |
|  | 20160229 | 3" Cable Boot, Off White |
|  | 20160329 | 3" White Trim Ring |








These parts should be installed by a certified World Cat dealer. Installation by a non-authorized 3rd party may result in improper performance and create safety concerns. Please contact your local, authorized, World Cat dealer to buy these parts at the same price.

Price and availability subject to change.

| Service Class | Part Number | Description |
|---|-------------|---|
|  | 20160329 | 3" White Trim Ring |
|  | 20160231 | 3/8" Plastic Drain |
|  | W7010070 | 320EC - Front Stbd Windshield Panel Frame/Glass |
|  | W7010085 | 320EC - Port Windshield "Wing" Panel Frame/Glass |
|  | W7010084 | 320EC - Stbd Windshield "Wing" Panel Frame/Glass |
|  | 20310236 | 320EC Cabin Windshield w/ Fixed Center (Clear AL) |
|  | 20510308 | 320EC E-Stand Pipe for Top |
|  | **26500483 | 320EC Forward Drawer Assy - Matte Wild Cherry |
|  | **26500484 | 320EC Galley Cabinet A - Matte Wild Cherry |
|  | **26500485 | 320EC Galley Cabinet B - Matte Wild Cherry |
|  | **26500486 | 320EC Galley Drawer Assembly - Matte Wild Cherry |

These parts should be installed by a certified World Cat dealer. Installation by a non-authorized 3rd party may result in improper performance and create safety concerns. Please contact your local, authorized, World Cat dealer to buy these parts at the same price.

Price and availability subject to change.

| Service Class | Part Number | Description |
|--|-------------|---|
|  | 20510313 | 320EC Hardtop Frame (Silver Launchers) (2008) w/ 8 Backing Plates |
| | 20510325 | 320EC Hardtop Frame for Upper Station (Silver Launchers) (2008) |
|  | **26500487 | 320EC Port Berth Extension - Matte Wild Cherry |
|  | 20150924 | 320EC Starboard Shelf Trim |
|  | **26500488 | 320EC Stbd Berth Extension - Matte Wild Cherry |
| | **26500489 | 320EC Teak/Holly Galley Floor - Matte Finish |
| | **26500490 | 320EC Teak/Holly Port Floor - Matte Finish |
| | **26500491 | 320EC Teak/Holly Stbd Floor - Matte Finish |
|  | W7013392 | 330TE/320EC V-Beth Door Lock |
|  | 20160330 | 4" White Trim Ring |
|  | 20160330 | 4" White Trim Ring |

These parts should be installed by a certified World Cat dealer. Installation by a non-authorized 3rd party may result in improper performance and create safety concerns. Please contact your local, authorized, World Cat dealer to buy these parts at the same price.

Price and availability subject to change.

| Service Class | Part Number | Description |
|---|-------------|--|
|  | 20160018 | 4" x 1.5" 330TE Tran Door Hinge |
|  | 20150885 | 4" x 10" Almond Plastic Floor Register |
|  | **20163444 | 4.5" Cable Boot - Black |
|  | 20160241 | 5" Straight Chock for Pulpit |
|  | 20150233 | 7" Handrail w/ Studs, S/S Part |
|  | 20160505 | 8" Arch Cleat |
|  | 20160515 | 8" Arch Cleat - Long |
|  | 20160470 | Adjustable Windshield Brace (8 1/2"-10 1/2") |
|  | 20210267 | Aluminum Cushioned Clamps (1") |
| | 20210267 | Aluminum Cushioned Clamps (1") |
| | 20210266 | Aluminum Cushioned Clamps (3/4") |

These parts should be installed by a certified World Cat dealer. Installation by a non-authorized 3rd party may result in improper performance and create safety concerns. Please contact your local, authorized, World Cat dealer to buy these parts at the same price.

Price and availability subject to change.

| Service Class | Part Number | Description |
|---|-------------|--|
|  | 20150333 | Anchor Rode Special 8-Plaited anchor rope (2005) |
|  | 20150332 | Anchor Safety Strap (2005) |
|  | 20160322 | Armstrong 8" Watertight Access Plate - Off White (WC) |
|  | 20150283 | Armstrong Breakaway Swim Ladder |
|  | 20150283 | Armstrong Breakaway Swim Ladder |
|  | 20160323 | Armstrong Square Motorwell Plate (10" x 20" Rect) - Off White WC |
|  | **20163486 | ASI Bracket for Gas Shocks |
|  | **20163485 | ASI S/S Flat Bracket for Gas Shocks w/10MM |
|  | 20700281 | Backrest, Aluminum, Passenger seat Port 320EC |
|  | 20700282 | Backrest, Aluminum, Passenger seat Stbd 320EC |
|  | W7010057 | Bottom H Section of Seat (290's/320EC-24" Folddown Stern Seat) |












These parts should be installed by a certified World Cat dealer. Installation by a non-authorized 3rd party may result in improper performance and create safety concerns. Please contact your local, authorized, World Cat dealer to buy these parts at the same price.

Price and availability subject to change.

| Service Class | Part Number | Description |
|--|-------------|--|
|  | 20150235 | Bow Roller |
|  | 20150361 | Cabin Cockpit Floor Base Cap |
|  | 20150359 | Cabin Cockpit Floor Base, 5" (for Table) |
|  | 20150360 | Cabin Cockpit Table Base |
|  | 20150353 | Cabin Cockpit Table Post 27" |
|  | 26500265 | Cabin Entry Door 320EC Port |
| | 26500266 | Cabin Entry Door 320EC Stbd |
|  | 20170217 | Cabin Portlight w/ S/S Ring |
|  | 20150348 | Circular Hatch 12" w/ Trim Ring & Screen |
|  | 20150348 | Circular Hatch 12" w/ Trim Ring & Screen |
|  | 20150347 | Circular Hatch 20" w/ Trim Ring & Screen |

These parts should be installed by a certified World Cat dealer. Installation by a non-authorized 3rd party may result in improper performance and create safety concerns. Please contact your local, authorized, World Cat dealer to buy these parts at the same price.

Price and availability subject to change.

| Service Class | Part Number | Description |
|--|-------------|---|
|  | 20600241 | Color Match 304SS & Vinyl Bow (WC 320) |
| | 26500316 | Cutting Board With Cleats (320EC) |
| | 26500316 | Cutting Board With Cleats (320EC) |
|  | | |
|  | | |
| | 20150921 | Delta S/S Anchor (22LB) |
|  | | |
|  | 26500289 | Door, Head - 320EC |
|  | 20160169 | Drain Plate Stainless Steel Cockpit Area |
|  | 20430001 | Draw Latch (Small Rubber 4.16") |
|  | 20160477 | Draw Latch Keeper |
|  | 26500324 | Drawer Assembly, Head (2006) |
|  | 20500283 | E-Box Door / 270TE |
|  | **20163466 | Gas Shock 12" Ext. Length, 30lb, 316SS w/ Composite End |

These parts should be installed by a certified World Cat dealer. Installation by a non-authorized 3rd party may result in improper performance and create safety concerns. Please contact your local, authorized, World Cat dealer to buy these parts at the same price.

Price and availability subject to change.

| Service Class | Part Number | Description |
|---|-------------|--|
|  | **20163469 | Gas Shock 17" Ext. Length, 30lb, 316SS w/ Composite Ends |
|  | 20160275 | GEM S/S Lift Handle Latch Lock 3" |
|  | W7013412 | Hatch Arm for 12" Taylor Made Hatch |
|  | W7013412 | Hatch Arm for 12" Taylor Made Hatch |
|  | 26500329 | Head Instrument Enclosure- 320EC (2006) |
|  | 20160363 | Holder Magnetic Window 316SS 30 x 15 Strike |
|  | **20163472 | IPS 4" Access Plate (Dream White - World Cat) |
|  | **20163473 | IPS 6" Access Plate (Dream White - World Cat) |
|  | **20163474 | IPS 8" Access Plate (Dream White - World Cat) |
|  | 20150311 | Large Anchor 22lb |
|  | 20160346 | Latch 320EC Helm |


These parts should be installed by a certified World Cat dealer. Installation by a non-authorized 3rd party may result in improper performance and create safety concerns. Please contact your local, authorized, World Cat dealer to buy these parts at the same price.

Price and availability subject to change.

| Service Class | Part Number | Description |
|---|-------------|--|
|  | 20160362 | Latch for E-Box Door on Hardtop |
|  | 20160347 | Latch Keeper Plate 320EC Helm |
|  | 20170370 | Lewmar ProSeries 700 - Standard |
|  | 20160465 | Lid Lock Spacer 2"-Black |
|  | **20163401 | Magnetic Latch Rim Strike |
|  | 20160357 | Magnetice Door Holder (Proud/Flush) |
|  | 20500273 | Mesh Carrying Bag For A Pair Of Outriggers |
|  | 26500278 | Mirror 2770/320 Cabin 14 x 40 x 1/4 |
|  | 20160124 | Neoprene .25" thick Gasket Material Cut in 2" sections (10FT/EA) |
|  | 20160124 | Neoprene .25" thick Gasket Material Cut in 2" sections (10FT/EA) |
|  | 28130277 | Pair of Taco Outrigger Poles 15' Silver w/ Gold |












These parts should be installed by a certified World Cat dealer. Installation by a non-authorized 3rd party may result in improper erformance and create safety concerns. Please contact your local, authorized, World Cat dealer to buy these parts at the same price.

Price and availability subject to change.

| Service Class | Part Number | Description |
|---|-------------|---|
|  | 28130278 | Pair of Taco Outrigger Poles 18' Silver w/ Gold |
|  | 20160488 | Pedestal Base Inserts (Seafoam HDPE) Rev-1 |
|  | 20700295 | Pedestal with Slider for Helm Seat 320EC (25-29") |
|  | 20700295 | Pedestal with Slider for Helm Seat 320EC (25-29") |
|  | 20160121 | Piano Hinge (1.75"W/050) - 11.5" |
|  | 20160526 | Popup Mooring/Fender Cleat |
|  | 26500361 | Port Countertop - 320EC (2008) |
|  | 26500313 | Port Toe Rail (320EC) |
|  | 20160506 | Premier Backing Plate - 8" Arch Cleat |
|  | **20163400 | Push to Close Magnetic Latch (Oval) |
|  | 20150363 | Revolving Lock For Rod Hanger |

These parts should be installed by a certified World Cat dealer. Installation by a non-authorized 3rd party may result in improper performance and create safety concerns. Please contact your local, authorized, World Cat dealer to buy these parts at the same price.

Price and availability subject to change.

| Service Class | Part Number | Description |
|---|-------------|---|
|  | 20160343 | Rigging 2" Flange w/ Fuel Hose Port-Black |
|  | 20160344 | Rigging Flange Hose Union (Black) |
|  | 20140123 | Rigging Hose-Black 2" (100'/RL) |
|  | 20500274 | Rigging Kit Premium Black Cord Trip Ese |
|  | 20160514 | Rod Holder Backing Plate |
|  | 20150259 | Rod Holder Grommet (3 3/8") |
|  | 26500308 | Rod Holder Port - 320EC |
|  | 26500309 | Rod Holder Starboard - 320EC |
|  | 20150252 | Rub Rail Insert - Bendable 304 S/S (16' EA) |
|  | 20610259 | Rub Rail Off-White (20ft) (World Cat) |
|  | 28130308 | Rupp 15' Rigid Outrigger Poles (Six Piece) |












These parts should be installed by a certified World Cat dealer. Installation by a non-authorized 3rd party may result in improper performance and create safety concerns. Please contact your local, authorized, World Cat dealer to buy these parts at the same price.

Price and availability subject to change.

| Service Class | Part Number | Description |
|---|-------------|---|
|  | 28130314 | Rupp 15' Telescoping Outrigger Poles |
| | 28130313 | Rupp 18' Rigid Outrigger Poles (Six Piece) |
| | 28130315 | Rupp 18' Telescoping Outrigger Poles |
|  | 28130307 | Rupp Top Gun Bolt-in Base (Radial/Adj) |
| | 28130309 | Rupp Top Gun Outrigger Kit w/ Klickers (Rigid) |
| | 28130316 | Rupp Top Gun Outrigger Rigging Kit (Telescoping) |
|  | **20156871 | S/S 2-Step Cup Holder w/ Drain (92mm) |
|  | **20163391 | S/S 30° Rod Holder (Cast Head, Formed Tube w/ Drain) |
|  | W7013293 | S/S Steering Wheel Replacement Cap. |
|  | 60233231 | Safety Walk 12' x 60' Black (60FT/RL) 60sqft fer roll |
|  | W7013295 | Screen for a 20' Circular Hatch w/ Clips |










These parts should be installed by a certified World Cat dealer. Installation by a non-authorized 3rd party may result in improper erformance and create safety concerns. Please contact your local, authorized, World Cat dealer to buy these parts at the same price.

Price and availability subject to change.

| Service Class | Part Number | Description |
|---|-------------|---|
|  | 20160044 | Screen for Portlight |
|  | 20150290 | Small Hatch w/ Offset (Battery Mgmt Door) |
|  | 20170254 | Stainless FIAM Horn |
|  | 20150292 | Starboard Large Hatch (14x23) |
|  | 20150291 | Starboard Small Hatch (11 3/16 x 14 3/4) |
|  | 20150364 | Stationary Holder for Rod Hanger |
|  | 26500362 | Stbd Countertop - 320EC (2008) |
|  | 26500314 | Stbd Toe Rail (320EC) |
|  | 20150372 | Storage Net 320EC (2' Horiz x 1' Vert) |
|  | 20150152 | Tackle Box (LRG) |
|  | 28130304 | TACO Grand Slam 270 Adjustable |






These parts should be installed by a certified World Cat dealer. Installation by a non-authorized 3rd party may result in improper performance and create safety concerns. Please contact your local, authorized, World Cat dealer to buy these parts at the same price.

Price and availability subject to change.

| Service Class | Part Number | Description |
|---|-------------|---|
|  | 20160236 | Thru Hull Plastic 90 1 1/2" |
|  | 20160237 | Thru Hull Plastic 90 3/4" |
| | **20163462 | Top Mount Hinge (4" x 4") (Class A) |
|  | 20500280 | Top Storage Net Kit 320EC (2in kit) |
|  | 20160358 | Transom Door Holder Magnet (Proud/Proud) |
|  | 20150011 | Transom End Cap, Nylon, Offwhite (World Cat) |
|  | **20610384 | Transom Molding (White) 12' EA Thinner / No Holes |
|  | 20160352 | Trim-Lok X-109BT (Lids) |
| | 20500889 | Upper Station Rigging Tube (Angle) |
|  | 20500890 | Upper Station Rigging Tube (Straight) |
|  | W7013413 | Velcro Straps for WMW Swim Ladder. |
| Hardware- Hull | | |

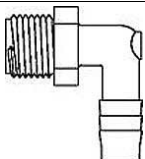


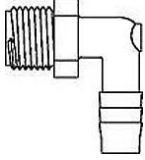
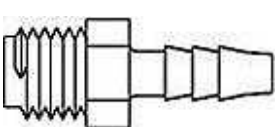
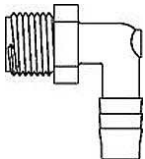





These parts should be installed by a certified World Cat dealer. Installation by a non-authorized 3rd party may result in improper performance and create safety concerns. Please contact your local, authorized, World Cat dealer to buy these parts at the same price.

Price and availability subject to change.

| Service Class | Part Number | Description |
|---|-------------|---|
|  | 20690226 | 290/320/330 Bow Eye / 330 Stern Eye (5/8" x 4 5/8") |
|  | 20160242 | 8" Cleat |
|  | 20160351 | Bow Eye 304SS 5/8" x 6" GLO, SS |
|  | 20150225 | Drain Plug (Garboard) |
|  | 20820436 | Fischer Panda Motor Mounts S/S P4 (Order as 4/PK) |
|  | 90440365 | Teleflex TFXtreme 26' Throttle Cable |
|  | 90440365 | Teleflex TFXtreme 26' Throttle Cable |
|  | 20160383 | Transom Motor Plate (Lower) |
|  | 20160383 | Transom Motor Plate (Lower) |
|  | **20161423 | Transom Motor Plate (Upper) - No Branding |
| Plumbing | | |
|  | 20160040 | 1 1/2 3 Way Tee Fitting |









These parts should be installed by a certified World Cat dealer. Installation by a non-authorized 3rd party may result in improper performance and create safety concerns. Please contact your local, authorized, World Cat dealer to buy these parts at the same price.

Price and availability subject to change.

| Service Class | Part Number | Description |
|---|-------------|---|
|  | 20160084 | 1 1/2" PT x 1 1/2" HB, EL112 |
|  | 20160512 | 1 1/2" Waste Pump Out |
|  | 20160510 | 1 1/2" Water Fill |
|  | 20160087 | 1/2 PT X 3/4 HB "L", PVC ELBOW 1234 |
|  | 20160086 | 1/2 PT X 3/4 HB STR., PVC A1234 |
|  | 20160089 | 1/2 PT X 5/8 HB "L", PVC |
|  | 20160366 | 1/4" MPT x 5/16" HB (90 DEG) |
|  | 20740253 | 120VAC Pump for AC |
|  | 20160379 | 1500GPH Bilge Pump Bracket |
|  | 20160466 | 3 Way Reducing Tee (1 1/8" x 3/4" x 1 1/8") |
|  | 20160092 | 3/4 PT X 3/4 HB, PVC, A34 |












These parts should be installed by a certified World Cat dealer. Installation by a non-authorized 3rd party may result in improper performance and create safety concerns. Please contact your local, authorized, World Cat dealer to buy these parts at the same price.

Price and availability subject to change.

| Service Class | Part Number | Description |
|---|-------------|--|
|  | 20160092 | 3/4 PT X 3/4 HB, PVC, A34 |
|  | 20160039 | 3/4 x 3/4 HB TEE |
|  | 20530463 | 3/4" Blue Check Valve |
|  | 20530463 | 3/4" Blue Check Valve |
|  | 20160127 | 3/4" Brass Intake w/ Nut Hi-Speed Water Pick up Bronze |
|  | 20160518 | 3/4" Bulkhead Thru Hull |
|  | 20160350 | 3/4" Male PT to 1" HB |
|  | 20160378 | 500GPH Bilge Pump Bracket |
|  | **20160560 | Ball Valve, Brass, 3/4" |
|  | **20160560 | Ball Valve, Brass, 3/4" |
|  | 20160388 | Barbed 1-1/8" 90 Degree Aerator Head - Livewell Inlet w/ Shutoff Black |











These parts should be installed by a certified World Cat dealer. Installation by a non-authorized 3rd party may result in improper performance and create safety concerns. Please contact your local, authorized, World Cat dealer to buy these parts at the same price.

Price and availability subject to change.

| Service Class | Part Number | Description |
|---|-------------|--|
|  | 20160388 | Barbed 1-1/8" 90 Degree Aerator Head - Livewell Inlet w/ Shutoff Black |
|  | 20140100 | Bilge Hose 1 1/2" (100'/RL) |
|  | 20140099 | Bilge Hose 1 1/8" (100'/RL) |
|  | 20140098 | Bilge Hose 3/4" (100'/RL) |
|  | W7010033 | Bleeder Nipple-Teleflex Power Steering Pump |
|  | 20160532 | Bronze Low-Volume Water Pickup (Notched) |
|  | 20160360 | Connector 3/8 Comp 1/2" MPT |
|  | 20160556 | Deck Fill Key |
|  | 20160339 | Drain, Head 320EC |
|  | 26500270 | Faucet-Galley 320Cabin |
|  | 26500274 | Faucet-Head 320Cabin |












These parts should be installed by a certified World Cat dealer. Installation by a non-authorized 3rd party may result in improper performance and create safety concerns. Please contact your local, authorized, World Cat dealer to buy these parts at the same price.

Price and availability subject to change.

| Service Class | Part Number | Description |
|--|-------------|---|
|  | 20160525 | Guzzler Check Valve (1 1/8") w/ White Buna Valve |
| | 20160525 | Guzzler Check Valve (1 1/8") w/ White Buna Valve |
|  | 20820440 | Headhunter Inlet Strainer (3/4") |
|  | W7013314 | Impeller Kit for Shurflo Macerator Pump |
|  | 20530464 | Livewell Hose 1 1/8" Black HD PVC (100'/RL) |
|  | 20160392 | Livewell Overflow Drain (Threaded Internal 1 1/2" 90) |
|  | 20160392 | Livewell Overflow Drain (Threaded Internal 1 1/2" 90) |
|  | 20740248 | Macerator Pump w/ Deutsch Plug |
|  | 20160364 | Nylon Elbow 3/4" Male PT by 5/8" HB |
|  | 20160267 | Nylon Elbow 3/4" Male PT x 3/4" HB |
|  | 20160267 | Nylon Elbow 3/4" Male PT x 3/4" HB |

These parts should be installed by a certified World Cat dealer. Installation by a non-authorized 3rd party may result in improper performance and create safety concerns. Please contact your local, authorized, World Cat dealer to buy these parts at the same price.

Price and availability subject to change.

| Service Class | Part Number | Description |
|--|-------------|---|
|  | W7013346 | Raw Water/Fresh Water Pump Strainer |
|  | 20160221 | Rubber Stopper (1 1/8") PP1118 |
|  | 20740250 | Rule-Mate Bilge Pump w/ Deutsch (500 GPH) |
|  | **20740298 | Rule-Non Automatic Bilge pump w/ Deutsch (1500 GPH) |
|  | 20140127 | Sanitation Hose 1.5" (100'/RL) |
|  | 26500302 | Scandvik Euro Sprayer |
|  | 26500302 | Scandvik Euro Sprayer |
|  | 26500275 | Scandvik Euro Sprayer Bracket |
|  | 20740246 | ShurFlo Livewell Pump w/ Deutsch (1100 GPH) |
|  | 20740246 | ShurFlo Livewell Pump w/ Deutsch (1100 GPH) |
|  | 20740247 | Shurflo ProBlaster Water Pump |












These parts should be installed by a certified World Cat dealer. Installation by a non-authorized 3rd party may result in improper erformance and create safety concerns. Please contact your local, authorized, World Cat dealer to buy these parts at the same price.

Price and availability subject to change.

| Service Class | Part Number | Description |
|---|-------------|---|
|  | 20820852 | Strainer Mounting Bracket |
|  | W7010092 | Tankmaster 4 Automatic Discharge Pump Controller TM4-12 W/O SC Lite |
|  | 20160359 | Tee Insert Poly 1" |
|  | 20160224 | Thru Hull Plastic 1 1/2" w/ Scupper White |
|  | 20160218 | Thru Hull Plastic 1 1/8" |
|  | 20160517 | Thru Hull Plastic 1" |
|  | 20160295 | Thru Hull Plastic 2" w/ Scupper |
|  | 20160217 | Thru Hull Plastic 3/4" |
|  | 20160219 | Thru Hull Plastic 90 1 1/8" |
|  | **20163451 | Thru-Hull, Resin 90° w/SS Cover, 1" |
|  | **20163453 | Thru-Hull, Resin 90° w/SS Cover, 1-1/2" |












These parts should be installed by a certified World Cat dealer. Installation by a non-authorized 3rd party may result in improper performance and create safety concerns. Please contact your local, authorized, World Cat dealer to buy these parts at the same price.

Price and availability subject to change.

| Service Class | Part Number | Description |
|---|-------------|--|
|  | **20163453 | Thru-Hull, Resin 90° w/SS Cover, 1-1/2" |
|  | **20163452 | Thru-Hull, Resin 90° w/SS Cover, 1-1/8" |
|  | **20163452 | Thru-Hull, Resin 90° w/SS Cover, 1-1/8" |
|  | **20163450 | Thru-Hull, Resin 90° w/SS Cover, 3/4" |
|  | **20163450 | Thru-Hull, Resin 90° w/SS Cover, 3/4" |
|  | **20163456 | Thru-Hull, Resin w/SS Cover, 1-1/2" |
|  | **20163456 | Thru-Hull, Resin w/SS Cover, 1-1/2" |
|  | **20163455 | Thru-Hull, Resin w/SS Cover, 1-1/8" - 1-1/4" |
|  | **20163454 | Thru-Hull, Resin w/SS Cover, 3/4" |
|  | 26500343 | Toilet Poly Spacer (320EC) |
|  | 26500268 | VacuFlush Waste Tank System |










These parts should be installed by a certified World Cat dealer. Installation by a non-authorized 3rd party may result in improper performance and create safety concerns. Please contact your local, authorized, World Cat dealer to buy these parts at the same price.

Price and availability subject to change.

| Service Class | Part Number | Description |
|--|-------------|--|
|  | 20160220 | Vinyl Push Plug (1-1/2") Black |
|  | 20160220 | Vinyl Push Plug (1-1/2") Black |
|  | **20156849 | Wash Down Station - w/15' Blue Hose |
|  | 20170878 | Washer Jet (SS) - Bulkhead Mount |
|  | 26500298 | Water Heater w/o Heat Exchanger (110V/60HZ) |
|  | 20220031 | Water Tank 38 Gal |
|  | 20140132 | Whale 15mm Tubing, Blue (50M/ROLL) |
|  | 20140133 | Whale 15mm Tubing, Red (50M/ROLL) |
|  | 20170313 | Wiper Arm (19"-24") |
|  | 20170912 | Wiper Controls Intermittent Switch |
| Service Kits | | |
|  | W7013422 | Bushing, Stern Seat Black 7/8"ID X 1-1/16"OD |


These parts should be installed by a certified World Cat dealer. Installation by a non-authorized 3rd party may result in improper performance and create safety concerns. Please contact your local, authorized, World Cat dealer to buy these parts at the same price.

Price and availability subject to change.

| Service Class | Part Number | Description |
|--|-------------|---|
|  | W0150018 | Hinge, Door Position |
| | W7013315 | Push Button Point Latch for Cabinets (Plastic/Chrome w/Lock Nut) MP-05-112-11 |
| Steering | | |
|  | W7010050 | 50amp Fuse Assembly (for Power Steering) |
| | 20180017 | Bracket for Steering System Valve |
|  | 20180910 | Garmin GHP10 2.1L Pump w/ ECU (Hi-Performance) |
|  | 20180117 | Hydraulic Non-Tilt Helm (Sea Star) |
|  | 20180022 | Hydraulic Tilt Helm (Sea Star Classic 1.7cu") |
|  | 20180118 | Non-Vented Helm Plug |
|  | 20180055 | S/S Wheel 15.5" w/ Knob |
|  | 20180093 | Sea Star Cylinder HC5375 (Hon/Suz/Yam) |
|  | 20180062 | Seastar Power Assist Unit |



These parts should be installed by a certified World Cat dealer. Installation by a non-authorized 3rd party may result in improper performance and create safety concerns. Please contact your local, authorized, World Cat dealer to buy these parts at the same price.

Price and availability subject to change.

| Service Class | Part Number | Description |
|--|-------------|---|
|  | 20180018 | Steering Whitey Valve |
| | 90410401 | Suzuki LH Prop (3 x 16 x 18.5) |
| | 90410371 | Suzuki LH Prop (3 x 16 x 20) |
| | 90410400 | Suzuki RH Prop (3 x 16 x 18.5) |
| | 90410370 | Suzuki RH Prop (3 x 16 x 20) |
| | 20180034 | Teleflex Hydraulic Tee (3/PK) |
| | 20180031 | Teleflex Hydraulic Tee (3/PK) |
| | 20180034 | Teleflex Hydraulic Tee (3/PK) |
| | 20180094 | Teleflex Power Steering Diode (Keyswitch) |
| | 20180094 | Teleflex Power Steering Diode (Keyswitch) |
| | 20180092 | TR1 Handheld Extender Kit (1/2") |

These parts should be installed by a certified World Cat dealer. Installation by a non-authorized 3rd party may result in improper performance and create safety concerns. Please contact your local, authorized, World Cat dealer to buy these parts at the same price.

Price and availability subject to change.

| Service Class | Part Number | Description |
|---|-------------|---|
|  | 90410446 | Yamaha LH Prop (3 x 15.5 x 17) SWS II SDS |
| | 90410405 | Yamaha LH Prop (3 x 16.25 x 19) SWS XL |
|  | 90410445 | Yamaha RH Prop (3 x 15.5 x 17) SWS II SDS |
| | 90410404 | Yamaha RH Prop (3 x 16.25 x 19) SWS XL |
| Upholstery | | |

20260520 320EC Decorative Pillow 12" x 12" (R-Jet Bark) (2008)



20260500 320EC Foam Mattress (6" HR Polyfoam Queensize with Hinge Fold)

20260501 320EC Mattress Pad (2008)

20260502 320EC Sheet Set (2008)



20260529 320EC Upper Station Backrest (2008)

20230356 320EC Upper Station Canvas Top (2008)



20260528 320EC Upper Station Cushion (2008)

These parts should be installed by a certified World Cat dealer. Installation by a non-authorized 3rd party may result in improper performance and create safety concerns. Please contact your local, authorized, World Cat dealer to buy these parts at the same price.

Price and availability subject to change.

| Service Class | Part Number | Description |
|--|-------------|--------------------------------------|
|  | 20260439 | Cushion Large Hatch Cover 320EC |
|  | 20260448 | Cushion Pillow 320EC |
|  | 20260444 | Cushion Port Aft Curtain 320EC |
|  | **20260425 | Cushion Port Coaming Pad 320EC |
|  | 20260442 | Cushion Port Fwd Curtain 320EC |
|  | 20260440 | Cushion Port Hatch Cover 320EC |
|  | **20260433 | Cushion Port Jump Seat 320EC |
|  | **20260431 | Cushion Port Jump Seat Back 320EC |
|  | 20260437 | Cushion Port Lounge Hatch Seat 320EC |
|  | 20260435 | Cushion Port Lounge Seat 320EC |
|  | **20260429 | Cushion Port Wing Pad 320EC |

These parts should be installed by a certified World Cat dealer. Installation by a non-authorized 3rd party may result in improper performance and create safety concerns. Please contact your local, authorized, World Cat dealer to buy these parts at the same price.

Price and availability subject to change.

| Service Class | Part Number | Description |
|--|-------------|--|
|  | **20260427 | Cushion Port Wrap-Around Backrest 320EC |
| | **20290753 | Cushion Qtr Berth Cushion 320EC (2012MY-ATS) |
| | **20260483 | Cushion Starboard Shelf (320EC) |
|  | 20260445 | Cushion Stbd Aft Curtain 320EC |
| | 20260443 | Cushion Stbd Fwd Curtain 320EC |
|  | 20260441 | Cushion Stbd Hatch Cover 320EC |
| | **20260434 | Cushion Stbd Jump Seat 320EC |
| | **20260432 | Cushion Stbd Jump Seat Back 320EC |
|  | 20260438 | Cushion Stbd Lounge Hatch Seat 320EC |
|  | 20260436 | Cushion Stbd Lounge Seat 320EC |
| | **20260428 | Cushion Stbd Wrap-Around Backrest 320EC |
|  | | |

These parts should be installed by a certified World Cat dealer. Installation by a non-authorized 3rd party may result in improper performance and create safety concerns. Please contact your local, authorized, World Cat dealer to buy these parts at the same price.

Price and availability subject to change.

| Service Class | Part Number | Description |
|---|-------------|---|
|  | **20260430 | Cushion Stbt Wing Pad 320EC |
| | **20260426 | Cushion Stdb Coaming Pad 320EC |
|  | **20290780 | Garelick Commander II Helm Seat, Armrests, Footrest Slide/Swivel Assembly (Morbern) |
| | **20290780 | Garelick Commander II Helm Seat, Armrests, Footrest Slide/Swivel Assembly (Morbern) |

These parts should be installed by a certified World Cat dealer. Installation by a non-authorized 3rd party may result in improper performance and create safety concerns. Please contact your local, authorized, World Cat dealer to buy these parts at the same price.

Price and availability subject to change.